

OXFORD CAMBRIDGE AND RSA EXAMINATIONS

INFORMATION AND COMMUNICATION
TECHNOLOGY

2377/H

GCSE

UNIT 1 HIGHER TIER

Friday

21 JUNE 2002

Afternoon

1 hour

Additional materials:

Answer sheet (MS4)

To be brought by candidate:

eraser

HB pencil

TIME 1 hour

INSTRUCTIONS TO CANDIDATES

Do not open this booklet until you are told to do so.

Write your name, Centre number and candidate number on the answer sheet in the spaces provided unless this has already been done for you.

There are **forty** questions in this paper. Attempt as many questions as possible. For each question there are four possible answers, **A, B, C** and **D**. Choose the **one** you consider correct and record your choice in **soft pencil** on the separate answer sheet.

Read very carefully the instructions on the answer sheet.

INFORMATION FOR CANDIDATES

Each correct answer will score one mark. A mark will not be deducted for a wrong answer.

Questions 1 to 6 are based on this draft front page that Kalim has produced for his project about car sales in the year 2000.

CAR PROJECT INFORMATION

A short description of the project will go here. I will also write a few words about each chapter so that readers will get a good idea about the project before they read it.

I will put pictures of cars here

CAR SALES FOR YEAR 2000		
Car Type	Total Value of Sales	Cars Sold
Saloon	£510,000,000	50,000
Estate	£315,000,000	20,000
Sports Tourer	£80,000,000	5,000
All Terrain	£115,000,000	8,000
Luxury	£620,000,000	12,000

TOP SPEED OF CARS			
	A	B	C
1	Make	Engine Size (cc)	Top Speed (mph)
2	Ford	3,000	134
3	Vauxhall	2,500	115
4	Nissan	1,250	97
5	Volvo	3,000	126
6	Average top speed		

My name
Page number 1
Project Title

V

W

X

- 1 The purpose of the special format for the text at **V** is to
- A use another font
 - B take up space on the page
 - C increase the impact of the title
 - D blend the title into the background

- 2 The text paragraph at **W** is formatted
- A as a bulleted list
 - B with right alignment
 - C with a first line indent
 - D with double line spacing
- 3 The text at **X** is a
- A footer
 - B header
 - C bullet
 - D record
- 4 To use pictures of cars from magazines in his project document, Kalim should use a
- A mouse
 - B scanner
 - C keyboard
 - D CD-ROM
- 5 Because Kalim uses a computer for long periods of time he should
- A wear sunglasses
 - B make use of the scanner
 - C restart the computer regularly
 - D take regular breaks from the computer
- 6 Kalim placed the spreadsheet tables into his document using
- A insert file
 - B find and replace
 - C drag and drop
 - D copy and paste

Questions 7 to 14 are based on this spreadsheet that Kalim uses to enter information about cars for his project.

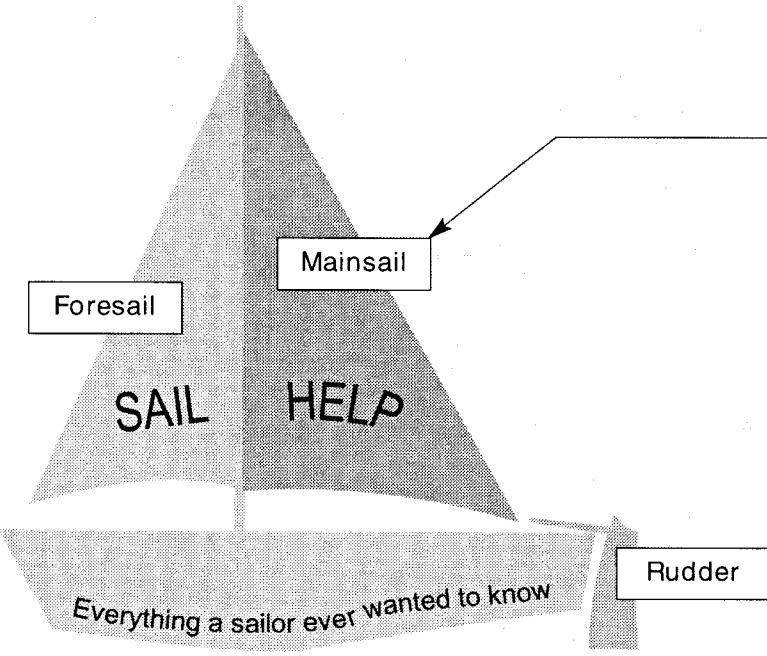
	A	B	C	D
1	CAR SALES IN YEAR 2000			
2				
3	CAR TYPE	TOTAL VALUE OF SALES	CARS SOLD	AVERAGE PRICE OF CAR TYPE
4	Saloon	£510,000,000	50,000	£10,200.00
5	Estate	£315,000,000	20,000	£15,750.00
6	Sports Tourer	£80,000,000	5,000	£16,000.00
7	All Terrain	£115,000,000	8,000	£14,375.00
8	Luxury	£620,000,000	12,000	£51,666.67
9	TOTALS	£1,640,000,000	95,000	
10	OVERALL AVERAGE PRICE OF CARS SOLD			£17,263.16

- 7 What was the total number of cars sold in the year 2000?
- A 10,200
 B 17,263
 C 95,000
 D 620,000,000
- 8 In constructing this spreadsheet, Kalim entered a formula into cell D4. To enter the same formula for the other car types he should
- A enter the same formula into cell D5, D6, D7 and then D8
 B cut and paste the same formula into cell range D5:D8
 C replicate this formula into cell range D5:D8
 D enter the formula =D4 into cell range D5:D8
- 9 To list the car types in order of the number of cars sold, with the lowest first, Kalim would sort the records in
- A ascending order of CAR TYPE
 B ascending order of CARS SOLD
 C descending order of CAR TYPE
 D descending order of CARS SOLD

- 10 Cell range B4:B8 is formatted as
- A currency
 - B percentage
 - C whole number
 - D two decimal places
- 11 The cell range that would produce a pie chart showing the total value of sales per car type is
- A A4:B8
 - B B4:C8
 - C A4:A8
 - D A3:D10
- 12 Which formula gives the result in cell C9?
- A =C4+C8
 - B =SUM(A9:A8)
 - C =SUM(C4:C8)
 - D =AVERAGE(C4:C10)
- 13 Which formula gives the result in cell D6?
- A =B6/C6
 - B =B6-C6
 - C =B6*C6
 - D =AVERAGE(B6:D6)
- 14 Which formula gives the result in cell D10?
- A =B9/C9
 - B =SUM(D4:D8)
 - C =AVERAGE(D4:D8)
 - D =AVERAGE(B4:B8)

Questions 15 to 19 are based on the internet web site www.sailhelp.com, which provides a free service answering questions about boats and sailing.

www.sailhelp.com is the website for anyone who ever climbs into a sailing boat, large or small! We are here to help you to find answers to any questions about sailing – from how to tie a bowline knot to sailing single-handed around the world.



Send your questions to help@sailhelp.com

Questions Related Sites Courses

15 The object at **X** used to display the name of a boat part is a

- A graphic image
- B web page
- C text box
- D bullet

16 To send their questions clients must use

- A fax
- B letter
- C e-mail
- D telephone

- 17 Direct access to related websites can be provided using
- A bookmarks
 - B hotspot links
 - C a search engine
 - D access to favourites
- 18 The sailhelp.com website could be found on the internet by using
- A a search engine
 - B an encyclopedia
 - C the Yellow Pages directory
 - D a word-processing application
- 19 Information found on the internet
- A may be copyright
 - B is guaranteed to be accurate
 - C is covered by data protection legislation
 - D must not be passed on without permission

Questions 20 to 24 are about this database of people living in Hometown between 1650 and 2000.

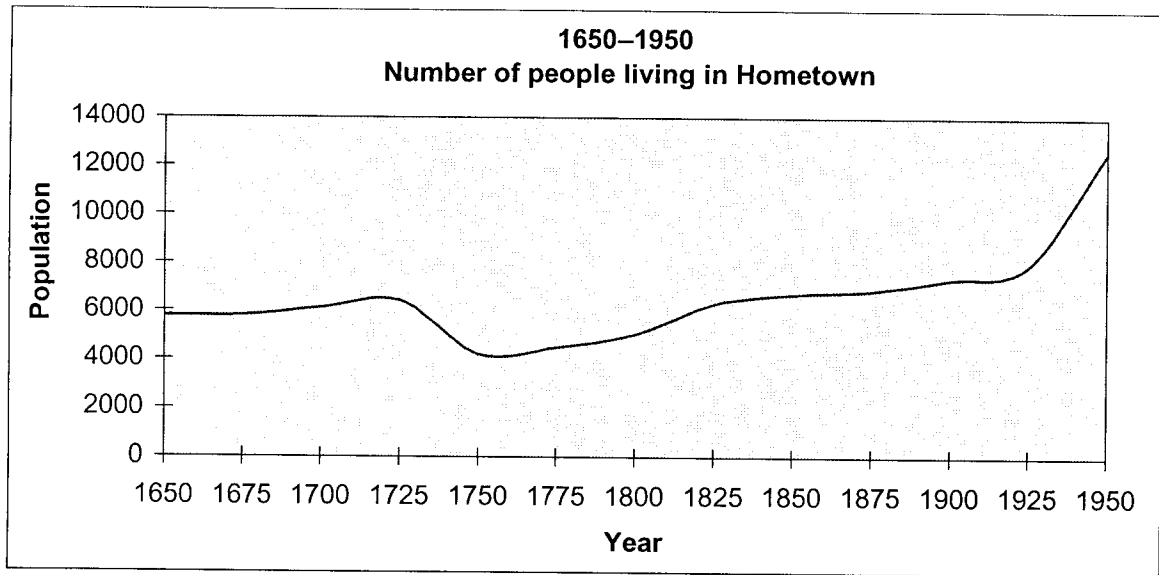
Last Name	First Name	DOB	Date Deceased	Occupation
Smith	John	16/05/1725	11/11/1763	Farmer
Smith	John	26/09/1746	02/06/1791	Blacksmith
Smith	John	13/12/1761	21/11/1806	Farmer
Smith	Jonathan	01/01/1823	30/08/1855	Grocer
Smith	Cecil	06/09/1921	06/07/1944	Doctor
Smith	Robin	08/08/1892	19/04/1935	Lawyer
Smith	Alan	26/11/1978		Baker
Snell	Richard	03/07/1677	01/10/1754	Farmer

- 20 The data type for the DOB field is
- A text
 - B date
 - C number
 - D currency
- 21 To include information in the database about a Peter Smith it would be necessary to
- A open a new file
 - B insert a column
 - C insert a new record
 - D amend an existing record
- 22 A criterion to find all people named John Smith is
- A First Name = "John"
 - B Last Name = "John Smith"
 - C Last Name = "Smith" OR First Name = "John"
 - D Last Name = "Smith" AND First Name = "John"
- 23 A criterion to find all the people whose DOB is after 1949 is
- A DOB > 01/01/1950
 - B DOB = 01/01/1950
 - C DOB < 01/01/1950
 - D DOB >= 01/01/1950

24 Each column in the database is a

- A cell
- B field
- C record
- D primary key

Questions 25 to 27 are about this chart showing the population of Hometown from 1650 to 1950.



25 The population of Hometown reduced over which period?

- A 1650 to 1675
- B 1725 to 1750
- C 1775 to 1825
- D 1900 to 1950

26 The X-axis title for the chart is

- A Year
- B Population
- C 1650–1950
- D Number of people living in Hometown

27 Between 1650 and 1950 the population of Hometown has

- A halved
- B doubled
- C increased by 3000
- D decreased by 6000


Questions 28 to 32 are based on this memo about a new T-shirt design.

MEMORANDUM	
TO:	CHIEF DESIGNER
FROM:	MARKETING DIRECTOR
DATE:	3 MARCH 2001
CC:	HEAD OF FINANCE

New Version of Popular Catalogue Line

Our TD43 T-shirt has been very popular over the last six months. I have included a picture of it just to remind you.

I would like you designing a new whale logo. How much produce the new design we have it ready to give me a reply by have a planning meeting with Peter on 21 March 2001.



to think about version with a would it cost to and when could sell? Could you next Monday as I

For your reference, the catalogue number for the new version will be TW43.

28 The image was cropped when it was inserted in the memo. This means that

- A the picture was placed in front of text
- B parts of the picture were cut off
- C the image was scaled down
- D the image was scaled up

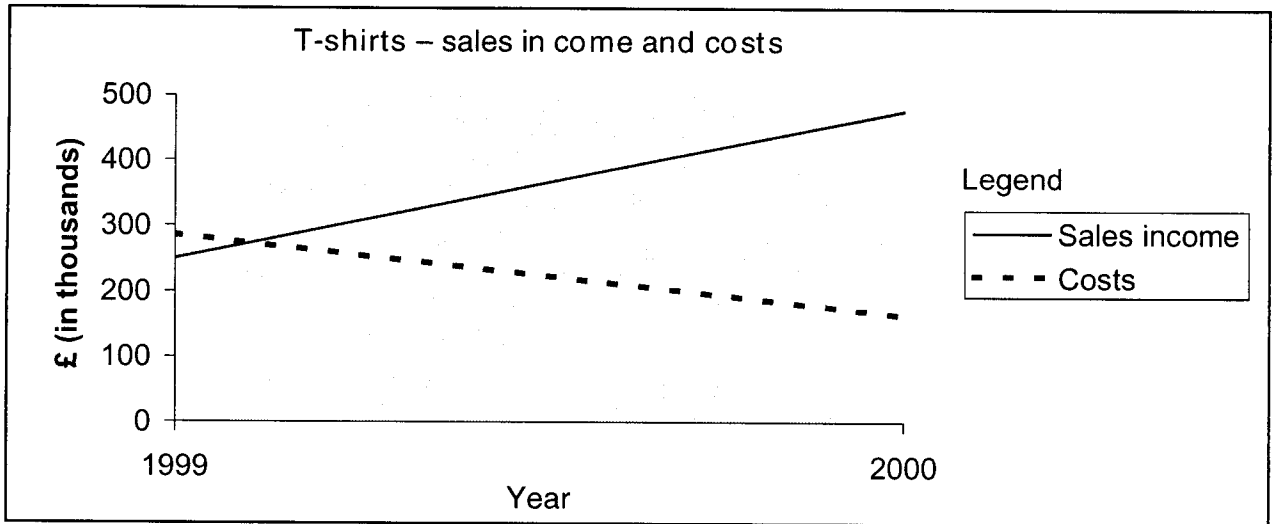
29 The text in the memo is

- A in three columns
- B wrapped around the picture
- C placed in front of the picture
- D in two columns, one each side of the picture

30 The memo is from the

- A chief designer to the head of finance
- B marketing director to the chief designer
- C head of finance to the marketing director
- D marketing director to the head of finance


Question 31 is based on this graph, which shows sales income and costs over the year 1999–2000.



31 The profit earned from sales is

- A rising
- B falling
- C steady
- D negative

Question 32 is based on this diagram.



32 Clicking and dragging the handle at **X** will

- A increase or decrease its height
- B increase or decrease its width
- C increase or decrease its size
- D move it

Questions 33 to 40 are based on this spreadsheet recording enquiries dealt with by college reception staff.

	A	B	C
1	BREAKDOWN OF ENQUIRY TOPICS FOR OCTOBER		
2	Topic	Number of Enquiries	Percentage of Total
3	Course enrolment	103	12.875%
4	Funding for courses	502	62.750%
5	Use of library	78	9.750%
6	Creche facilities	117	14.625%
7	Total Enquiries	800	100.000%

33 The data in column C is formatted as

- A number to three decimal places
- B date
- C currency
- D percentage

34 Cells A1, B1 and C1 are

- A merged
- B data cells
- C row headings
- D column headings

35 The formula in cell B7 is

- A =MAX(B3:B7)
- B =SUM(B3:B7)
- C =AVE(B3:B6)
- D =SUM(B3:B6)

36 To enter data about another enquiry topic it will be necessary to

- A insert a row
- B delete a row
- C insert a column
- D delete a column

- 37 Which chart layout would be used to display the data in column C?
- A pie chart
 - B bar chart
 - C line graph
 - D legend
- 38 The table is to be inserted into another document. This should be done by
- A merging cells
 - B inserting a page break
 - C entering the table again
 - D copying and pasting the table
- 39 The text in cell A7 is
- A merged
 - B aligned left
 - C fully justified
 - D centred vertically
- 40 The formula in cell C3 is
- A $=B3/100$
 - B $=B3/B7$
 - C $=B3/B7*100$
 - D $=(B7-B3)*100$

END OF TEST